

Plan for future registrations.

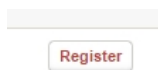
Take time today to create a user account at <http://www.hampton-pa.org>. Creating an account will simplify and speed up the registration process.

To create a user account, follow the steps below

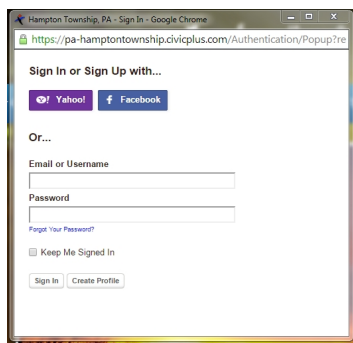
On the top toolbar of the website screen, you will see a "Sign In" Button.



You may also be prompted to create an account when registering for a program (paying with a credit card online) when selecting "register" for the program

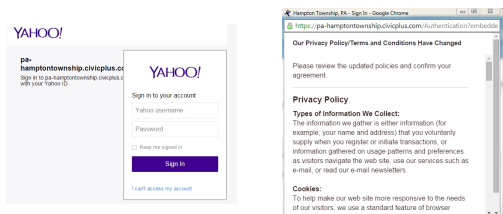


When either of these are selected the screen below will open:

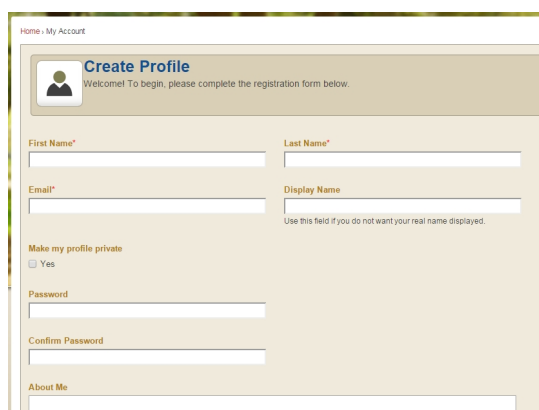


If you decide to sign in with a Yahoo! or Facebook account, please agree to the Policies and Terms of use.

If you do not choose to register with Yahoo! or Facebook, please create a user name of choice or use your email address, and create a password.

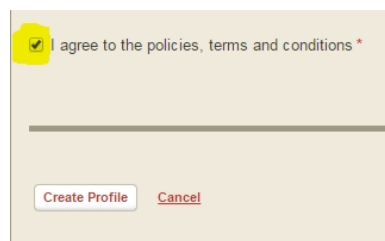


Next, create a profile.



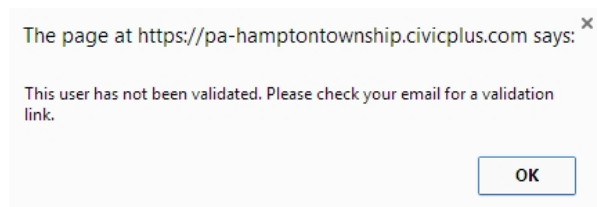
Enter all required fields

Read through policies terms and conditions, and check agree at the bottom of the form.



Once checked, Select "Create Profile"

A pop up will appear that the user must validate by checking their email. Once validated via your personal email, you can begin your registration process!



This process will only need to be done for first time users, Please contact The Department of Community Services for lost or forgotten usernames and passwords.